

February 2023

ACLU Washington Baby Bonds Survey Results

YouGov®

John Ray, he/him/his, john.ray@yougov.com

Alissa Stollwerk, she/her/hers, alissa.stollwerk@yougov.com

Living Consumer Intelligence | business.yougov.com

Sample summary

On behalf of The American Civil Liberties Union-Washington, YouGov fielded a survey of the state of Washington

- 1,030 Washington state voters
- Fielded from December 22 to January 05
- Sample was weighted according to gender, age, education, race, Presidential vote choice, and Washington state region

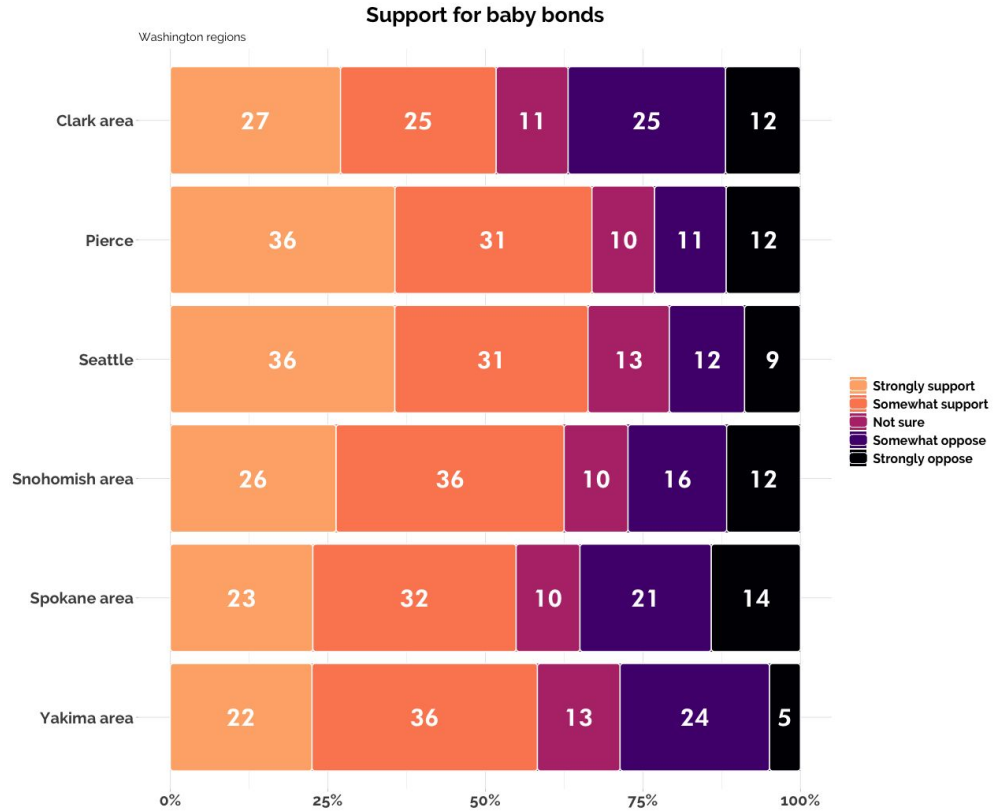
Executive summary

- About 61 percent of Washington voters support baby bonds
 - This includes majority support in regions from Seattle (66 percent support, 25 percent oppose) to Clark (52 percent support, 36 percent oppose)
 - Controlling for other factors, support is higher among the state's Democrats (78 percent support, 14 percent oppose) but includes a majority of Independents (52 percent support) and fully 37 percent of Republicans
 - Controlling for other factors, voters who have children under 18 are more supportive (76 percent support) of baby bonds than those who do not (57 percent support)
- Voters overwhelmingly prefer the baby bond be spent on accredited college degrees, buying a house, and starting a business

Support for baby bonds

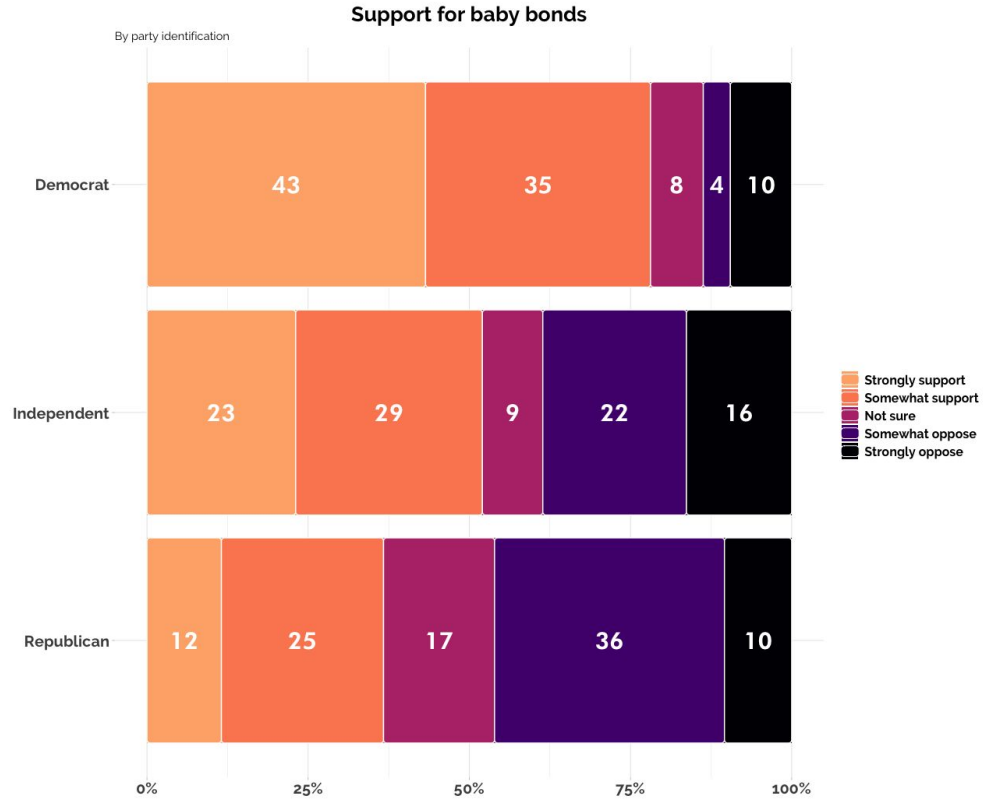
Support for baby bonds

Across the state, about 61 percent of Washington voters support baby bonds



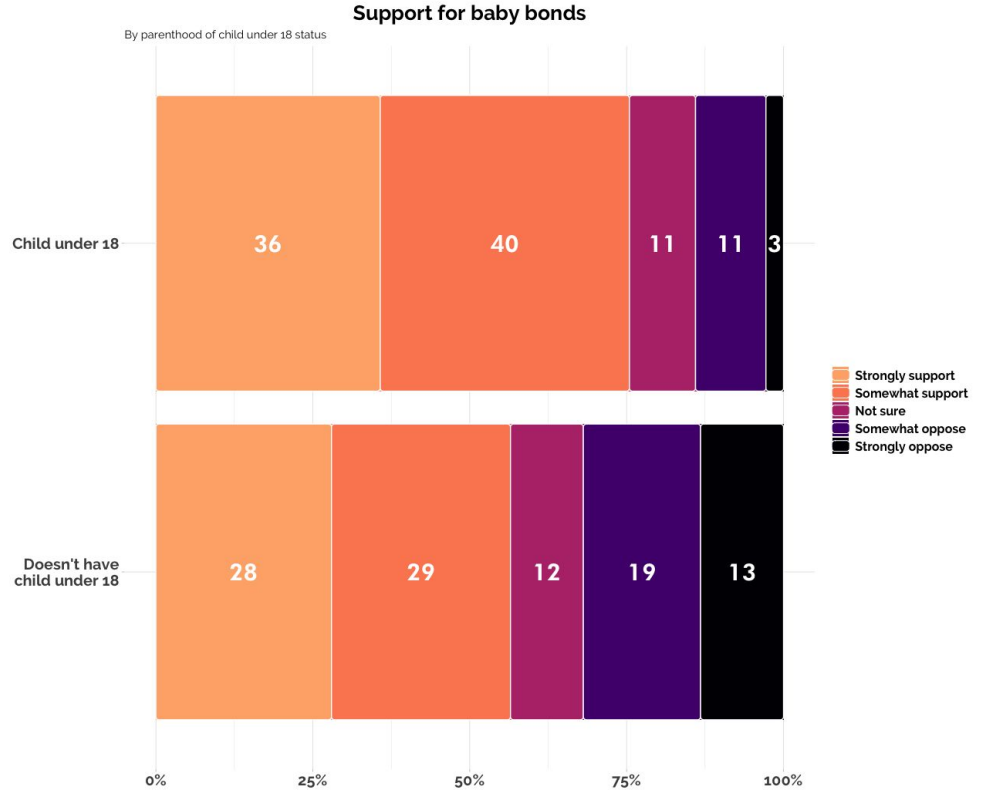
Support for baby bonds

High support among Democrats and majority support among Independents



Support for baby bonds

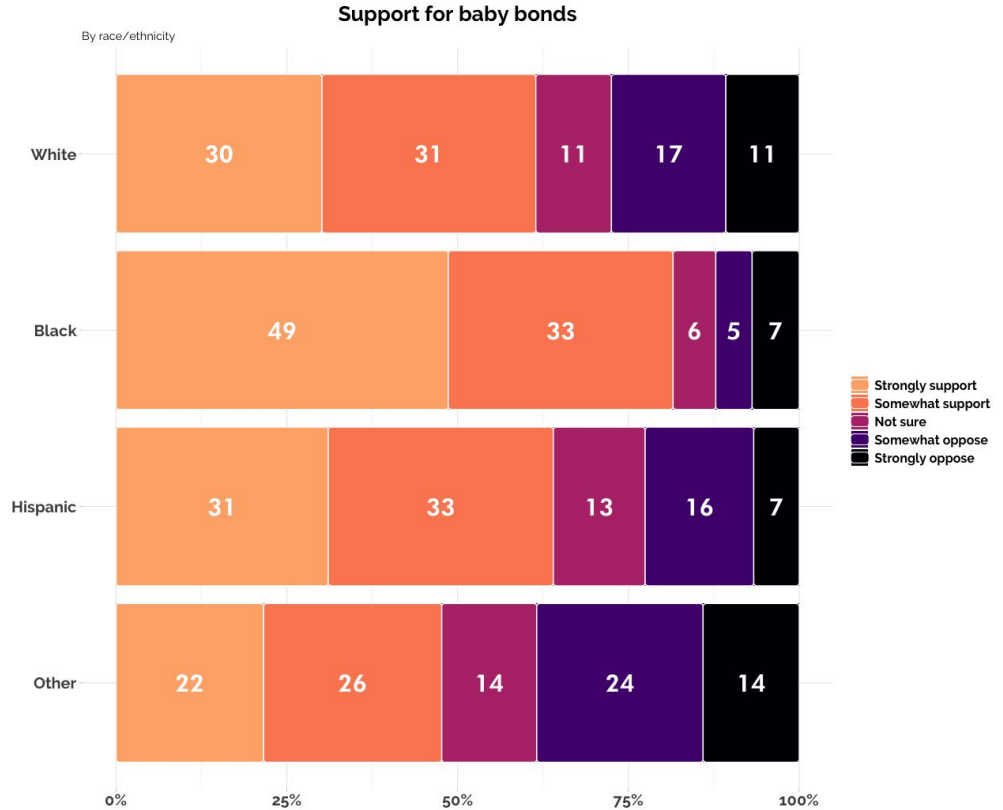
Fully 76 percent of parents of young children support baby bonds



Support for baby bonds

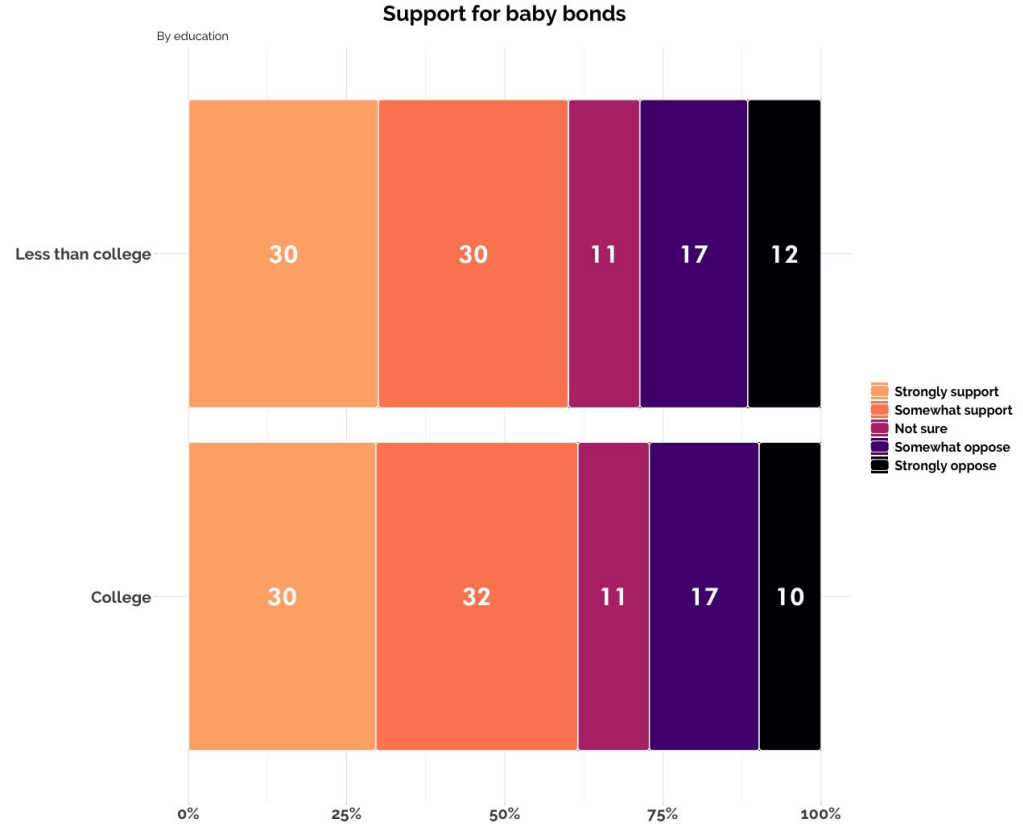
Support for baby bonds in Washington is net positive across race/ethnicity lines. Baby bonds have the support of:

- About 61 percent of White voters
- 82 percent of Black voters
- 64 percent of Latino voters
- And those of another race such as Asian American, Pacific Islander, Indigenous, and Middle Eastern voters on net support baby bonds by about a 48-44 margin



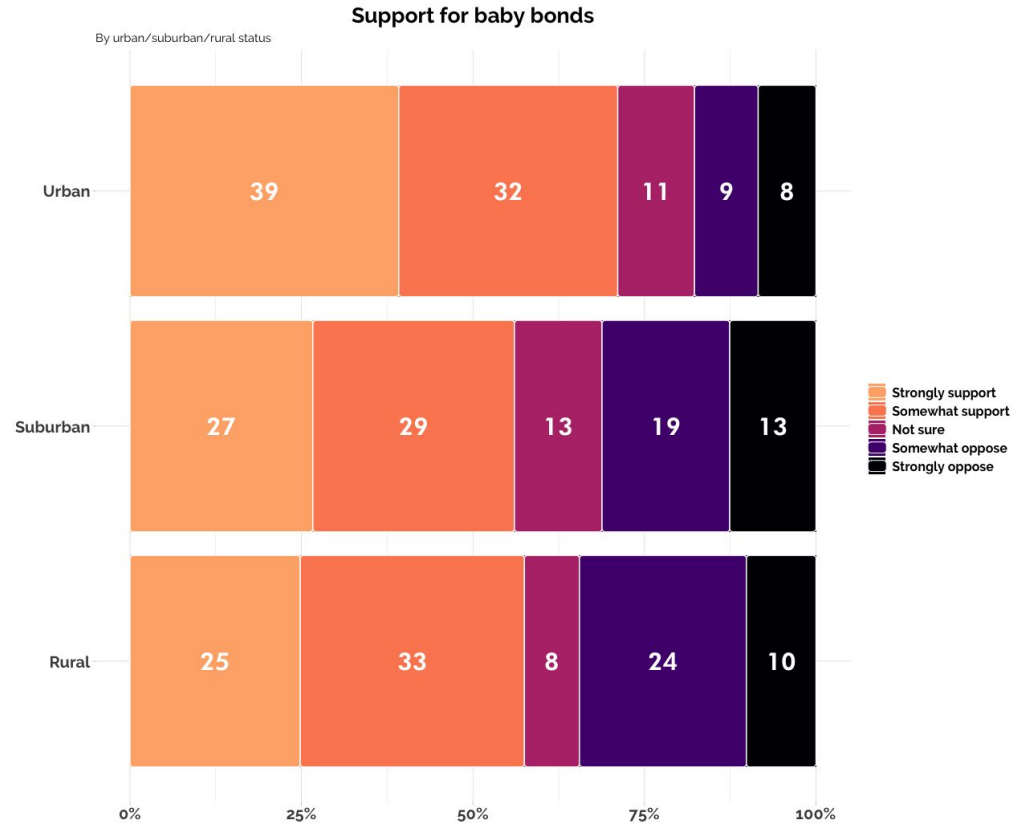
Support for baby bonds

There is no evidence of an education gap in support for baby bonds in Washington. About 60 percent of those without a college degree, and 62 percent of those with a college degree support baby bonds



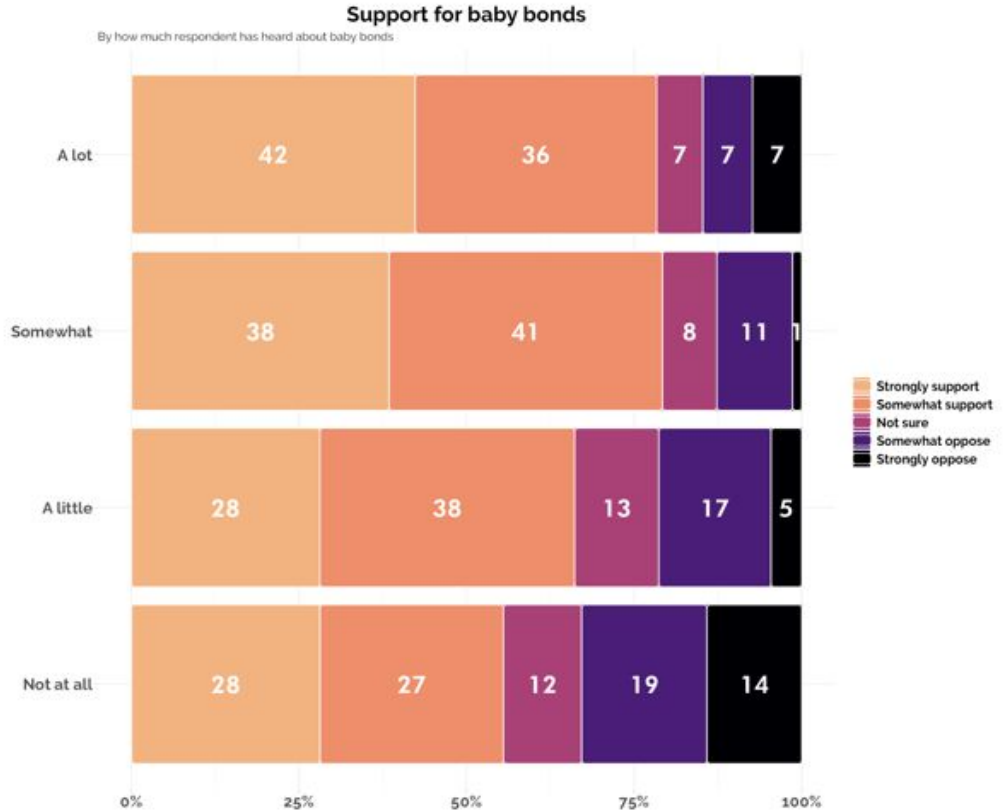
Support for baby bonds

In addition to baby bonds having majority support across Washington's geographic regions, altogether, baby bonds have majority support in Washington's urban areas (71 percent), suburbs (56 percent), and rural areas (58 percent)



Additional charts

Respondents who have heard more about baby bonds support them more, but only about 5 percent of Washington voters say they have heard “a lot” about baby bonds and only 9 percent say they have heard “some” about them.



Conclusion

- Washington voters are supportive of baby bonds
- This includes majorities of Washington voters across geography, race/ethnicity, education, and other key demographics
- Awareness of baby bonds is very low, but those who have heard more about baby bonds are also more supportive of the policy
- Support for baby bonds is highest in Seattle, but majorities across the state support the policy
- Support for baby bonds is particularly high among parents of children under the age of eighteen, Democrats, and ideological liberals

Appendix: Methodology statement

This survey is based on 1,030 interviews conducted by YouGov on the internet of registered voters in Washington. The sample was weighted according to gender, age, race/ethnicity, education, and Washington state region based on voter registration lists, the U.S. Census American Community Survey, and the U.S. Census Current Population Survey, as well as 2020 Presidential vote. Respondents were selected from YouGov to be representative of registered voters. The weights range from 0.18 to 4.83 with a mean of 1 and a standard deviation of 0.45. Some questions in this survey have been held for future release.

The margin of error (a 95% confidence interval) for a sample percentage p based upon the subsetted sample is approximately 3.3%. It is calculated using the formula:

$$\hat{p} \pm 100 \times \sqrt{\frac{1 + CV^2}{n}}$$

where CV is the coefficient of variation of the sample weights and n is the sample size used to compute the proportion. This is a measure of sampling error (the average of all estimates obtained using the same sample selection and weighting procedures repeatedly). The sample estimate should differ from its expected value by less than margin of error in 95 percent of all samples. It does not reflect non-sampling errors, including potential selection bias in panel participation or in response to a particular survey.